

A lush, green forest scene with sunlight filtering through the dense canopy of trees. The trees are reflected in a calm body of water in the foreground, creating a symmetrical effect. The overall atmosphere is serene and natural.

**Annual Regulatory Panel  
Florida Remediation Conference  
November 2019**





# **Petroleum Restoration Program**

## **Natasha Lampkin**

### **November 2019**





# Agenda

- **Overview of PRP Program**
- **Program Metrics**
- **Remedial Action**
- **Advanced Cleanup Program**
- **Closures**



# PRP Program Overview



# Program Structure – Four Teams

- **Team 1: Advanced Cleanup and Performance Based Cleanup**
  - Matt Ingham, P.E. – [matthew.ingham@floridadep.gov](mailto:matthew.ingham@floridadep.gov)
- **Team 2: Site Access, Forensics, Petroleum Cleanup Participation Program**
  - Ken Busen, P.G. – [ken.busen@floridadep.gov](mailto:ken.busen@floridadep.gov)
- **Team 3: Local Programs and Private Teams**
  - Susan Fields – [susan.fields@floridadep.gov](mailto:susan.fields@floridadep.gov)
    - 12 Local Programs
    - Program Cleanup (50 Counties), Non-Program (20 Counties) and Enforcement (4 Counties)
- **Team 4: Agency Term Contracts**
  - Blake Miller – [blake.miller@floridadep.gov](mailto:blake.miller@floridadep.gov)
    - 133 Contracts representing 63 Companies



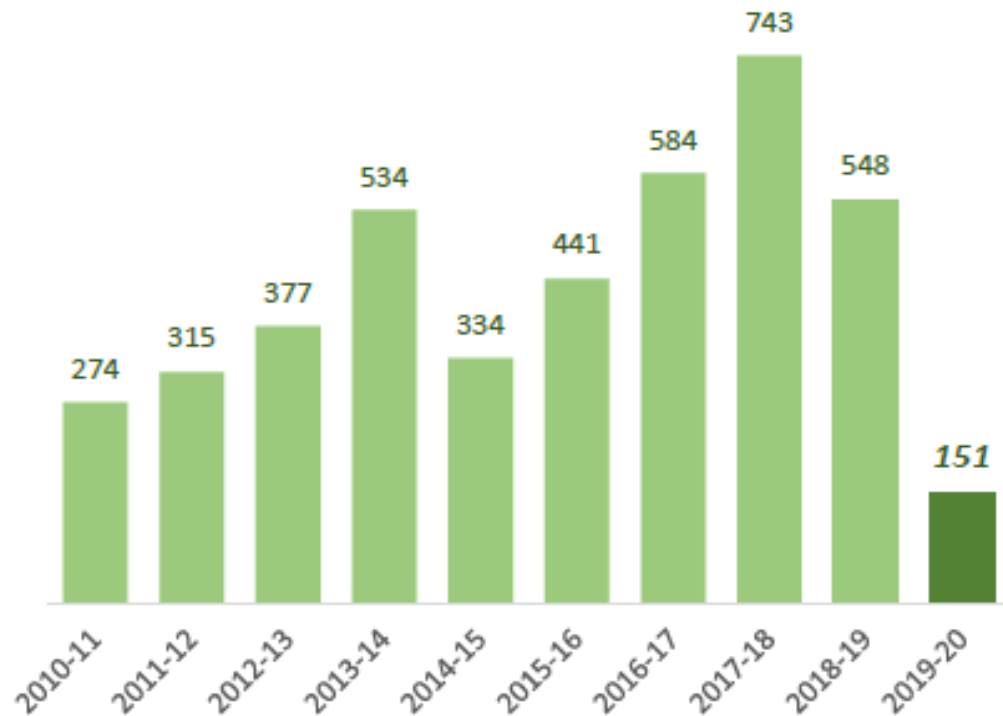


# PRP Program Metrics

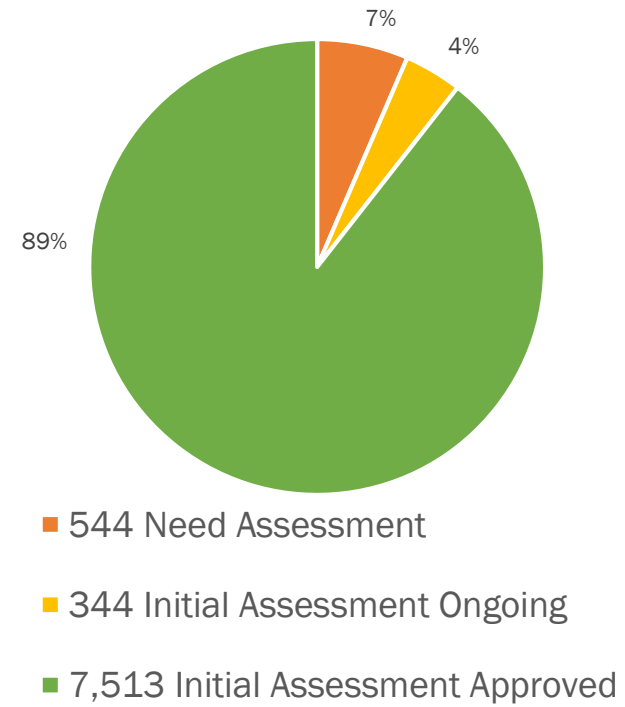


# Program Progress

## Eligible Discharges Closed by Fiscal Year



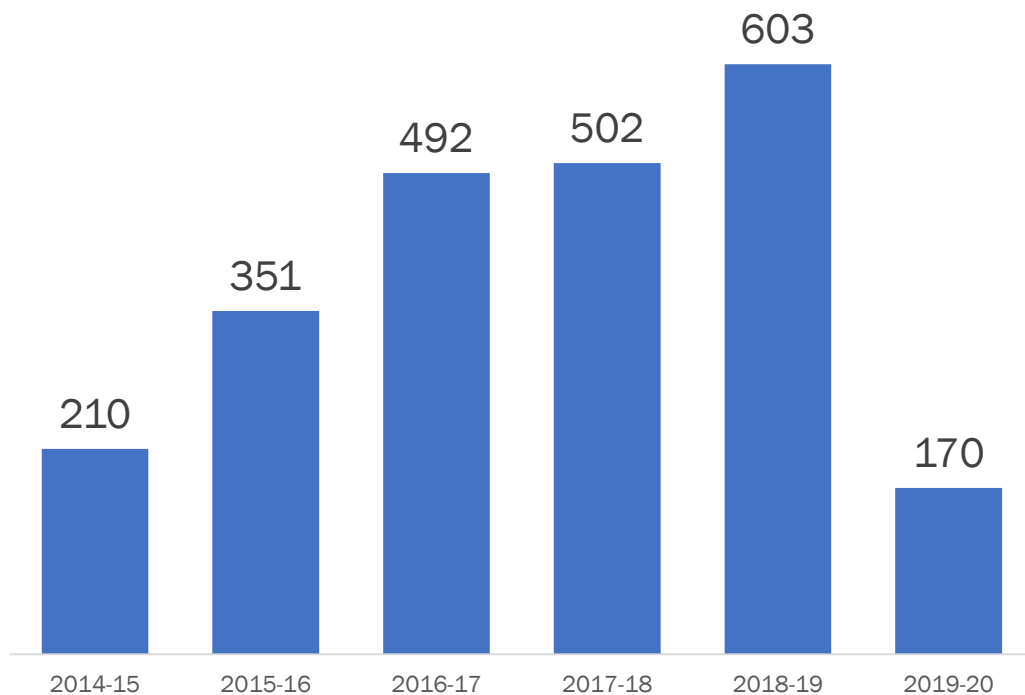
## Status of Site Assessments



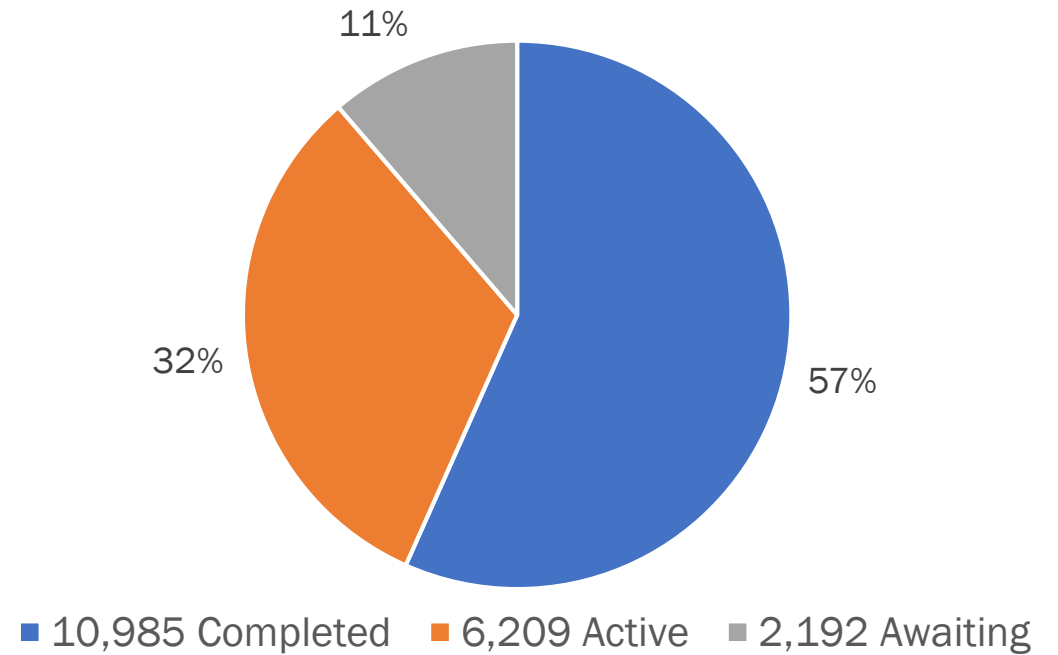


# Remediation and Closures

## Remedial Plans Approved by Fiscal Year



## Status of Eligible Discharges

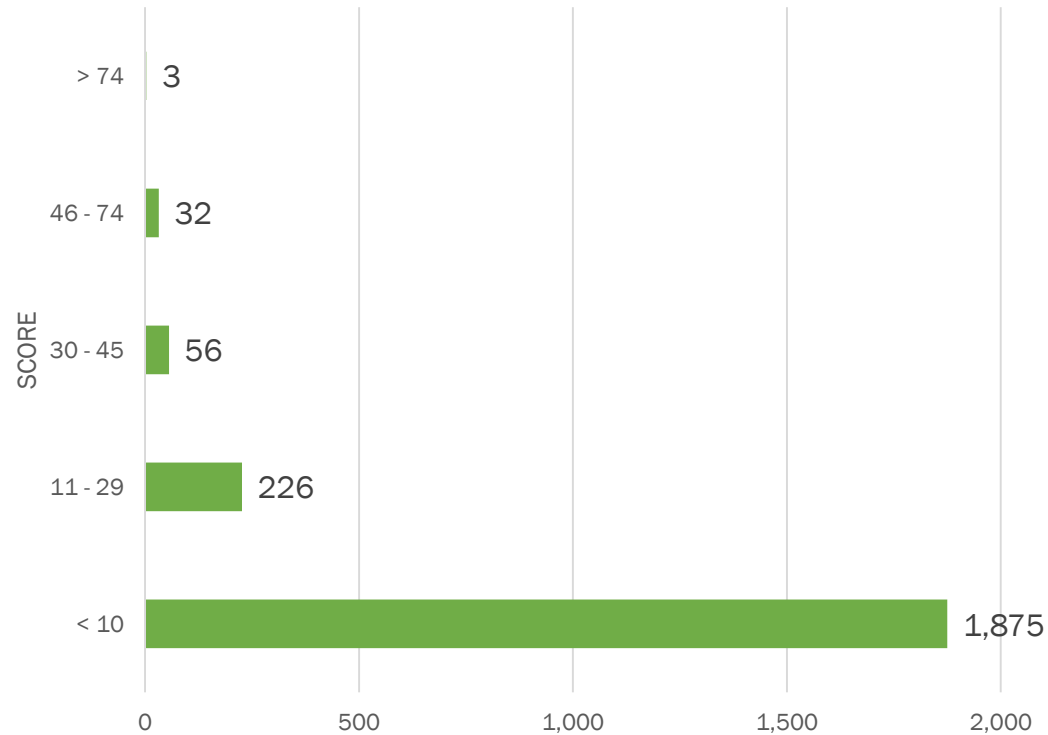




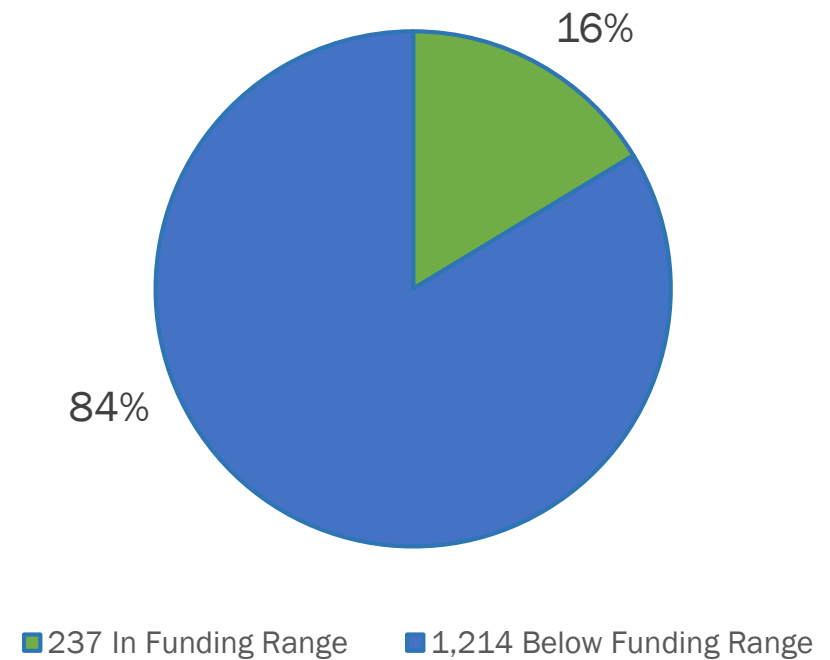


# Inactive Site Status and Site Access

## Inactive sites by Discharge Score



## Need Site Access





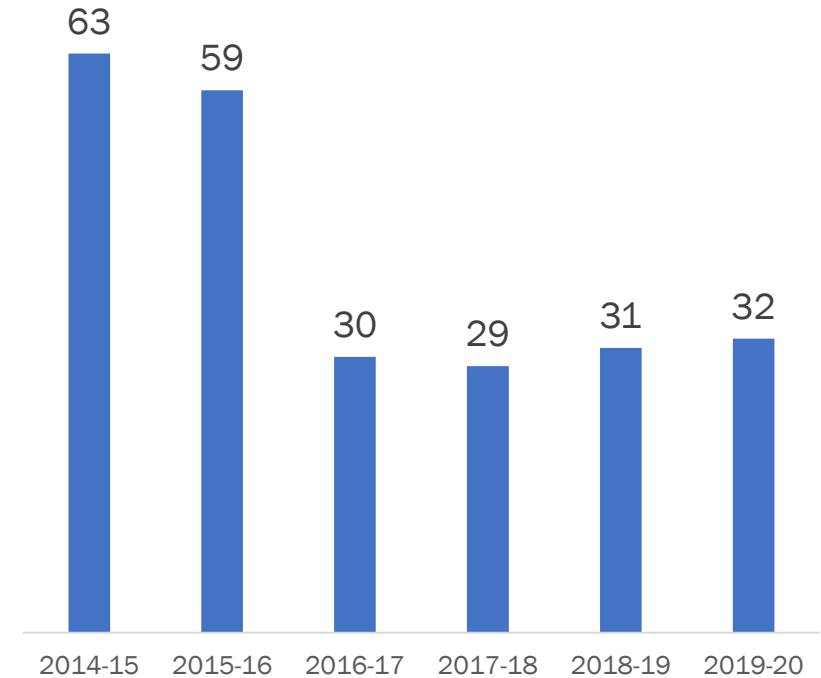


# Production

## Obligated by Fiscal Year in Millions



## Purchase Order Issue Time in Days







# Moving into Remediation





# Sites Moving Into Remedial Action

- **Remedial Action Specialist on each team**
- **Difficult Site Review Process**
- **Scope changed to Construction and 1 Quarter of O & M**
- **Scope Support in Tallahassee**
  - **Chuck Williams and Carol Carnley**
- **Closure Tools**
  - **LSSI NFA**
  - **FDOT MOU**
  - **CSX MOU**





# **Advanced Cleanup**



# Advanced Cleanup

- **Funding up to \$30M**
- **Cost Share or Savings of 25%**
- **258 Facilities under Advanced Cleanup since 2014**
  - **91 Individual AC Agreements**
    - \$ 28M in Total Cleanup Costs
    - \$ 7.6M in Total Cost Savings to State (28%)
  - **153 Facilities in 10 Bundle Agreements**
    - \$ 51M in Total Cleanup Costs
    - \$ 24M Cost Savings to State (36%)
      - Only 1 bundle (5 sites) in last 3 application periods
  - **14 Advanced Cleanup Redevelopment**
- **42 Discharges Closed**





# Advanced Cleanup

	<b>LCAR Required</b>	<b>Cost Share/Savings</b>	<b>Number of Sites</b>	<b>PBC</b>	<b>Max \$/year</b>
<b>Individual Site</b>	<b>Yes</b>	<b>25% or more</b>	<b>1</b>	<b>No</b>	<b>1M</b>
<b>Bundle</b>	<b>Yes</b>	<b>25% or more</b>	<b>5 or more</b>	<b>Yes</b>	<b>5M</b>
<b>ACR</b>	<b>Yes</b>	<b>Not Required</b>	<b>1</b>	<b>Yes</b>	<b>1M</b>



# Advanced Cleanup

	<b># Sites</b>	<b>Total Cost</b>	<b>Cost savings</b>
<b>Individual Site</b>	<b>91</b>	<b>\$28M</b>	<b>\$7.6M</b>
<b>Bundle</b>	<b>153</b>	<b>\$51M</b>	<b>\$24M</b>
<b>ACR</b>	<b>14</b>	<b>\$10M</b>	





# Advanced Cleanup Redevelopment

## Hyatt Hotel Tampa







# Cleanup Closures





# Expediting Closures

- **Continued outreach to site owners**
- **Incorporated closure percentage in assignment formula**
- **Site Access Orders (104 Executed)**



# Challenges to Closures

- **Increase in percentage of sites under active remediation**
- **Mega Sites (Cleanup costs exceed \$10M): ports, airports, and bulk storage facilities**
- **Ability to obtain site access and offsite access**





# Natasha Lampkin Program Administrator